

ZAXIS-6 series

HITACHI

Reliable solutions

# ZAXIS300



## HYDRAULIC EXCAVATOR

Model code : ZX300LC-6 / ZX300LCN-6

Engine rated power : 197kW (ISO14396)

Operating weight : 29 900 – 32 300 kg

Bucket ISO heaped : 1.00 – 1.62 m<sup>3</sup>

# ZX300LC-6. NO COMPROMISE

The ZX300LC-6 incorporates unique Hitachi technology that has been specially developed for the Zaxis-6 medium excavator range. This innovative model has been created with the highest level of performance, but without compromising on the increasing demand for operational efficiency.

The result is the ultimate excavation machine, reinforcing Hitachi's reputation for the quality of its engineering and the durability of its products. The ZX300LC-6 is the epitome of reliability, with incredibly versatile features that highlight its suitability for a wide range of industry solutions.



6. UNRIVALLED RELIABILITY



8. UNDENIABLE DURABILITY



10. THE EPITOME OF VERSATILITY





12. QUALITY ASSURED



14. THE POWER OF TECHNOLOGY

# DEMAND PERFECTION

At the world's largest excavator factory in the Japan, Hitachi engineers used pioneering technology to develop the ZX300LC-6. Capable of delivering exceptional productivity at the lowest possible cost of ownership, it is perfectly designed to meet the needs of Europe's construction industry.



## High quality

Incorporating superior elements and materials.



## Incredible versatility

Tilt and rotary tilt modes complete the attachment support system.



## Lifetime reliability

Reliable components help to prevent oil leaks.



## Ultimate durability

Reinforced travel motor cover enhances durability.







**Optimum performance**  
Remote monitoring with Global e-Service online application.



**User-friendly**  
Handrails and a reinforced platform enhance safety.



**Cleaner emissions**  
SCR system reduces NOx from exhaust gas.



**Increased productivity**  
Six-cylinder engine with 14% higher productivity in PWR mode (15% in ECO mode).



**Excellent efficiency**  
TRIAS II system reduces total hydraulic loss.



**Engine protection**  
High-performance and large-capacity fuel circuit.



**Easy maintenance**  
Convenient and wide-opening engine cover.



“ *Hitachi has always been at the top of the market in terms of reliability* ”

Alan Sparkes, co-owner, Kelston Sparkes

## UNRIVALLED RELIABILITY

The ZX300LC-6 lives up to the reputation of all Hitachi Zaxis excavators with its ability to achieve optimum levels of availability and performance. It can be relied upon to operate consistently and efficiently in a variety of challenging working environments, and will deliver a profitable return on investment.

### Easy access

Routine maintenance can be carried out quickly with easy access to the engine compartment and other components provided by the convenient and wide-opening engine cover.

### Fewer oil leaks

The design of the hydraulic return pipes incorporates a rubber hose fitted with a flange. This helps to reduce the risk of oil leaks and enhances the overall reliability of the system.

### Less wear and tear

Track guards have been enlarged and the lower roller has been reconfigured so that

mud falls out easily to prevent clogging and any subsequent damage to the oil seals.

### Effective cooling

To prevent engine parts from overheating, the expansion tank has been mounted on top of the cooling system, so that air can be completely removed.

### Reinforced motor cover

The 8mm-thick travel motor cover on the ZX300LC-6 is almost double that of the previous model (4.5mm). Bolts have been positioned to minimise damage.



The expansion tank prevents engine parts from overheating.





HITACHI

300



Easy access to the engine compartment.



A thicker travel motor cover offers greater protection against damage.





More track guards enhance the durability of the track link.



Improved performance derived from the fuel circuit.



**i** Hitachi excavators are tested extensively in job site conditions on Hokkaido, the second largest and northernmost Japanese island, in temperatures ranging from -25°C to 35°C.



# UNDENIABLE DURABILITY

Like all Zaxis-6 medium excavators, the ZX300LC-6 has been designed and engineered to operate on the most demanding job sites. Benefitting from four decades' experience in manufacturing mechanical and hydraulic excavators, it lives up to the Hitachi name in terms of market-leading reliability and durability.



Stronger materials enhance the engine's reliability.

## Track reinforcement

The number of track guards fitted to the ZX300LC-6 has increased from one to three. These help to protect the track link from potential damage and enhance the machine's durability.

## Improved fuel circuit

Providing protection against moisture, the prefilter has an integrated high-performance water separator and cold fuel resistance valve. A large capacity electric fuel pump also supplies an appropriate amount of fuel to the engine for improved performance.

## Enhanced engine protection

Stronger materials in the combustion chamber and a revised piston shape help to en-

hance the engine's reliability. The new piston has also been designed to achieve cleaner emissions.

## Durable material

Oil leaks can be prevented by the O-rings on the control valve and swing motor, which are made from highly durable fluorine. It can withstand high oil temperatures.

## Stronger boom

The brackets on the boom end and foot have been strengthened with HN bushings, and the resin thrust plates on the boom have been reinforced. These features have enhanced the front attachment's durable characteristics.





“ It can be fitted with a variety of attachments, making it extremely versatile ”

Stefan Eriksson, owner, Steffes Schakt

# THE EPITOME OF VERSATILITY

The range of Zaxis-6 medium excavators has been designed by Hitachi engineers in response to the diverse demands from customers in the European construction industry. The ZX300LC-6 is suitable for a wide range of applications, providing a powerful performance, smooth and user-friendly operation, and high levels of productivity.

### User-friendly

A versatile feature suitable for daily maintenance, the optional front guard can be opened – with a simple one-touch mechanism and the aid of a gas damper – either to a small extent or up to 90 degrees.

### Greater flexibility

The rotary tilt and tilt modes are included within the attachment support system on the ZX300LC-6. These and nine other modes can be registered on the monitor for the easy fitment of attachments to increase versatility.

### Improved visibility

The view from the cab has been improved by fewer and smaller bars on the optional front guard, which helps to minimise blind spots.

### High productivity

The ZX300LC-6 has increased productivity by 14% in PWR mode and by 15% in ECO mode in comparison to the ZX290LC-5. The six-cylinder Stage IV-compliant 186kW engine gives the ZX300LC-6 the highest output in its class.

### Easier installation

Two extra spools in the control valve increases versatility by making it easier to install attachments that require multiple, large volumes of oil and on two-piece boom models.



Two tilt modes add to the versatility of the ZX300LC-6.





Fewer blind spots for improved visibility from the cab.



The engine has the highest output in its class.





HITACHI

ZA/IS  
300<sup>LC</sup>



Superior weather resistance prevents damage.



Urea is injected into the exhaust gas to reduce emissions.



**i** Comments from customers and Hitachi personnel are reported at monthly product improvement meetings, held at Tsuchiura Works in Japan, to help maintain quality standards.



## QUALITY ASSURED

Hitachi is committed to quality, placing it among the top priorities at its production bases worldwide. Like all Zaxis-6 medium excavators, the ZX300LC-6 will arrive on the job site following rigorous checks for the highest possible standards of performance, reliability and safety.



### Reduced emissions

The ZX300LC-6 employs a variable geometry turbocharger and high volume-cooled exhaust gas recirculation (EGR) system. These help to reduce levels of nitrogen oxide and other pollutants, and therefore helps the environment.

### Cutting-edge technology

A selective catalytic reduction (SCR) system injects urea into exhaust gas to reduce nitrous oxide from emissions. This cutting-edge technology developed by Hitachi complies with EU Stage IV regulations and contributes to a cleaner environment.

### Weather-resistant materials

Highly durable AES-grade resin has been used to make the console in the cab.

This weather-resistant material prevents potential damage caused by the sun's ultraviolet rays.

### Excellent cooling and low-noise performance

The upper structure of the ZX300LC-6 benefits from high-quality sealant (around the cooling package) and acoustic materials to eliminate any deterioration caused by heat. These ensure the machine's long-term cooling and low-noise acoustic performance.

### Superior comfort

A fully adjustable seat, spacious cab, ergonomic controls and advanced music system all contribute to a comfortable working environment for operators of the ZX300LC-6.



Ergonomic controls contribute to the ultimate workspace.





“ *The TRIAS II system decreases fuel consumption, without compromising on productivity* ”

Tsuyoshi Nakamura,  
General Manager Engineering,  
Hitachi Construction Machinery (Europe) NV



The TRIAS II hydraulic system consists of three pumps and valves.

## THE POWER OF TECHNOLOGY

Hitachi uses advanced technology to manufacture high-quality construction machinery. Making use of the latest developments, it can provide a complete range of solutions to solve the issues faced by customers and meet the ever-changing needs of the industry. The ZX300LC-6 is the latest result of this advanced technological approach.

### **Cutting fuel costs**

TRIAS II technology decreases hydraulic loss. The amount of hydraulic oil returned to the tank is reduced due to the cooperative control of the pump and valve.

### **Smaller environmental impact**

The auto shutdown feature helps to prevent fuel wastage, as well as reduce noise levels, exhaust emissions and CO<sub>2</sub> levels of the ZX300LC-6 medium excavator, reducing its environmental impact.

### **At-a-glance updates**

Operators can check the machine's status and settings quickly and easily on the seven-inch multi-function LCD monitor. It has multi-lingual support in up to 32 languages.

### **Remote monitoring**

ZX300LC-6 owners can use Global e-Service to maximise efficiency, minimise downtime and improve overall performance. They can monitor their Hitachi construction machine remotely via Owner's Site (24/7

online access) and ConSite (an automatic monthly report).

### **Reduced noise levels**

In compliance with Stage IV regulations, noise levels and emissions are reduced by the after-treatment device, which consists of a diesel oxidation catalyst (DOC), urea mixing pipe, SCR system and silencer.

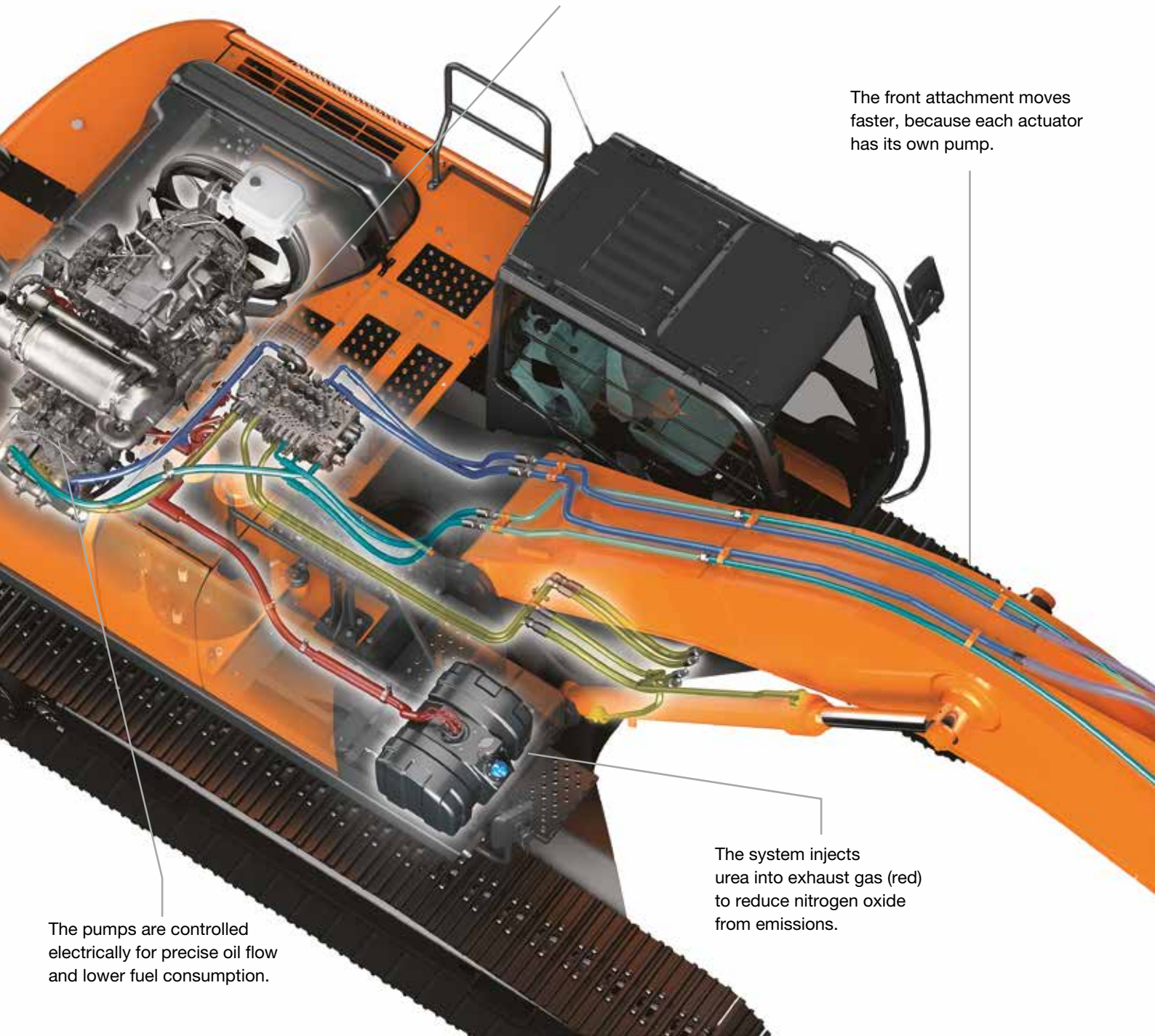


The oil flows separately to the bucket (light blue), arm (dark blue) and boom (yellow) cylinders.

The front attachment moves faster, because each actuator has its own pump.

The pumps are controlled electrically for precise oil flow and lower fuel consumption.

The system injects urea into exhaust gas (red) to reduce nitrogen oxide from emissions.



TRIAS II reduces hydraulic loss and increases efficiency.



The LCD monitor shows the machine's status and settings.



The SCR system reduces emissions and noise levels.



“ *There are no hidden costs. The resale value is sometimes as strong as the initial cost price* ”

Peter David, Head of Machines & Planning,  
Heros Sluiskil BV

## REDUCING THE TOTAL COST OF OWNERSHIP



**SUPPORT CHAIN**

Hitachi has created the Support Chain after-sales programme to ensure optimum efficiency, as well as minimal downtime, reduced running costs and high resale values.

### **Global e-Service**

Hitachi has developed two remote monitoring systems as part of its Global e-Service online application. Owner's Site and ConSite are an integral part of the excavator, which sends operational data daily via GPRS or satellite to [www.globaleservice.com](http://www.globaleservice.com). This allows immediate access to the Owner's Site, and the vital information that is required for support on job sites.

Comparing the ratio of operating and non-operating hours helps to enhance efficiency. Effective management of maintenance programmes helps to maximise avail-

ability. Running costs can also be managed by analysing the fuel consumption. The location and movements of each machine are clearly displayed for essential planning.

An automatic service report – ConSite – sends a monthly email summarising the information from Global e-Service for each machine. This includes: daily working hours and fuel consumption data; statistics on the operating mode ratio, plus a comparison for fuel consumption/efficiency and CO<sub>2</sub> emissions.

### **Technical support**

Each Hitachi service technician receives full technical training from HCME in Amsterdam. These sessions provide access to the same technical knowledge available within the Hitachi quality assurance departments and design centres. Technicians combine this global expertise with the local language and culture of the customer to provide the highest level of after-sales support.

### **Extended warranty and service contracts**

Every new Hitachi Zaxis-6 model is covered by a full manufacturer's warranty. For extra protection – due to severe working





Global e-Service



Technical support



Hitachi Parts

conditions or to minimise equipment repair costs – Hitachi dealers offer a unique extended warranty called HELP (Hitachi Extended Life Program) and comprehensive service contracts. These can help to optimise the performance of each machine, reduce downtime and ensure higher resale values.

## Parts

Hitachi offers a wide range and a high availability of parts dispatched from the 53,000 m<sup>2</sup> HCME European Parts Depot in The Netherlands.

- Hitachi Genuine Parts: allow machines to work for longer, with lower running and maintenance costs.
- Hitachi Select Parts and 2Genuine Parts: especially for older machines, they cost less, are of proven quality and come with the manufacturer's warranty.
- Performance Parts: to cope with highly demanding conditions, they have been engineered for greater durability, better performance or longer life.

- Remanufactured components: offering an economically viable solution, they are the best option when preventative replacements are required.

Whatever the choice, the renowned quality of Hitachi construction machinery is assured.





EH dump trucks



EX ultra-large excavators



ZW wheel loaders





“ We develop construction machinery that contributes to the creation of affluent and comfortable societies ”

Yuichi Tsujimoto, HCM President

## BUILDING A BETTER FUTURE

Established in 1910, Hitachi, Ltd. was built upon a founding philosophy of making a positive contribution to society through technology. This is still the inspiration behind the Hitachi group's reliable solutions that answer today's challenges and help to create a better world.

Hitachi, Ltd. is now one of the world's largest corporations, with a vast range of innovative products and services. These have been created to challenge convention, improve social infrastructure and contribute to a sustainable society.

Hitachi Construction Machinery Co., Ltd. (HCM) was founded in 1970 as a subsidiary of Hitachi, Ltd. and has become one of the world's largest construction equipment suppliers. A pioneer in producing hydraulic excavators, HCM also manufactures wheel loaders, rigid dump trucks, crawler cranes and special application machines at state-of-the-art facilities across the globe.

Incorporating advanced technology, Hitachi construction machinery has a reputation for the highest quality standards. Suitable for a wide range of industries, it is always hard at

work around the world – helping to create infrastructure for a safe and comfortable way of living, developing natural resources and supporting disaster relief efforts.

Hitachi Zaxis excavators are renowned for being reliable, durable and versatile – capable of delivering the highest levels of productivity under the most challenging of conditions. They are designed to provide owners with a reduced total cost of ownership, and operators with the ultimate level of comfort and safety.



Mini excavators

# SPECIFICATIONS

## ENGINE

Model .....	Isuzu AQ-6HK1X
Type .....	4-cycle water-cooled, common rail direct injection
Aspiration .....	Variable geometry turbocharged, intercooled, cooled EGR
Aftertreatment .....	DOC and SCR system
No. of cylinders .....	6
Rated power	
ISO 14396 .....	197 kW at 1 900 min <sup>-1</sup>
ISO 9249, net .....	186 kW at 1 900 min <sup>-1</sup>
SAE J1349, net .....	186 kW at 1 900 min <sup>-1</sup>
Maximum torque .....	1 050 Nm at 1 500 min <sup>-1</sup>
Piston displacement .....	7.790 L
Bore and stroke .....	115 mm x 125 mm
Batteries .....	2 x 12 V / 135 Ah

## HYDRAULIC SYSTEM

### Hydraulic Pumps

Main pumps .....	3 variable displacement axial piston pumps
Maximum oil flow .....	2 x 235 L/min 1 x 211 L/min
Pilot pump .....	1 gear pump
Maximum oil flow .....	36.4 L/min

### Hydraulic Motors

Travel .....	2 variable displacement axial piston motors
Swing .....	1 axial piston motor

### Relief Valve Settings

Implement circuit .....	34.3 MPa
Swing circuit .....	32.4 MPa
Travel circuit .....	34.3 MPa
Pilot circuit .....	3.9 MPa
Power boost .....	38.0 MPa

### Hydraulic Cylinders

	Quantity	Bore	Rod diameter
Boom	2	135 mm	95 mm
Arm	1	150 mm	105 mm
Bucket	1	135 mm	90 mm
Positioning <sup>*1</sup>	1	150 mm	100 mm

\*1 : For 2-piece boom

## UPPERSTRUCTURE

### Revolving Frame

D-section frame for resistance to deformation.

### Swing Device

Axial piston motor with planetary reduction gear is bathed in oil. Swing circle is single-row. Swing parking brake is spring-set/hydraulic-released disc type.

Swing speed .....	10.3 min <sup>-1</sup>
Swing torque .....	90.5 kNm

### Operator's Cab

Independent spacious cab, 1 005 mm wide by 1 675 mm high, conforming to ISO\* Standards.

\* International Organization for Standardization

## UNDERCARRIAGE

### Tracks

Heat-treated connecting pins with dirt seals. Hydraulic (grease) track adjusters with shock-absorbing recoil springs.

### Numbers of Rollers and Shoes on Each Side

Upper rollers .....	2
Lower rollers .....	8
Track shoes .....	48
Track guards .....	3

### Travel Device

Each track driven by 2-speed axial piston motor. Parking brake is spring-set/hydraulic-released disc type. Automatic transmission system: High-Low.

Travel speeds .....	High : 0 to 5.2 km/h Low : 0 to 3.1 km/h
---------------------	---

Maximum traction force .. 246 kN

Gradeability .....

70% (35 degree) continuous

## SOUND LEVEL

Sound level in cab according to ISO 6396 .....

External sound level according to ISO 6395 and

EU Directive 2000/14/EC .....

LpA 69 dB(A)  
LwA 105 dB(A)

## SERVICE REFILL CAPACITIES

Fuel tank .....	510.0 L
Engine coolant .....	46.0 L
Engine oil .....	48.0 L
Swing device .....	12.0 L
Travel device (each side) .....	9.2 L
Hydraulic system .....	294.0 L
Hydraulic oil tank .....	156.0 L
DEF/AdBlue® tank .....	70.0 L



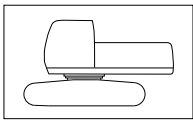
## WEIGHTS AND GROUND PRESSURE

### Operating Weight and Ground Pressure

			ZAXIS 300LC				ZAXIS 300LCN			
Boom type			Monoblock		2-Piece		Monoblock		2-Piece	
Shoe type	Shoe width	Arm length	kg	kPa	kg	kPa	kg	kPa	kg	kPa
Triple grouser	600 mm	2.42 m	30 100	57	30 800	58	29 900	56	30 600	57
		3.11 m	30 200	57	30 800	58	30 000	56	30 700	58
	700 mm	2.42 m	30 500	49	31 100	50	30 300	49	30 900	50
		3.11 m	30 600	49	31 100	50	30 400	49	31 000	50
	800 mm	2.42 m	30 900	43	31 500	44	30 700	43	31 300	44
		3.11 m	31 000	43	31 500	44	30 800	43	31 400	44
	900 mm	2.42 m	31 300	39	31 900	40	31 000	39	31 700	40
		3.11 m	31 300	39	32 000	40	31 200	39	31 900	40

Including 1.25 m<sup>3</sup> (ISO heaped) bucket weight (960 kg) and counterweight (5 600 kg).

### Basic Machine Weight and Overall Width



Excluding front end attachment, fuel, hydraulic oil and coolant etc. Including counterweight.

#### ZAXIS 300LC

Shoe width	Weight	Overall width
600 mm	23 800 kg	3 190 mm
700 mm	24 100 kg	3 290 mm
800 mm	24 500 kg	3 390 mm
900 mm	24 900 kg	3 490 mm

#### ZAXIS 300LCN

Shoe width	Weight	Overall width
600 mm	23 600 kg	2 990 mm
700 mm	24 000 kg	3 090 mm
800 mm	24 400 kg	3 190 mm
900 mm	24 800 kg	3 290 mm

### Components Weight

	Weight
Counterweight	5 600 kg
Monoblock boom (with arm cylinder and boom cylinder)	3 130 kg
2-Piece boom (with arm cylinder and boom cylinder)	3 790 kg
Arm 2.42 m (with bucket cylinder)	1 350 kg
Arm 3.11 m (with bucket cylinder)	1 430 kg
Bucket 1.25 m <sup>3</sup>	960 kg

## BUCKET AND ARM DIGGING FORCE

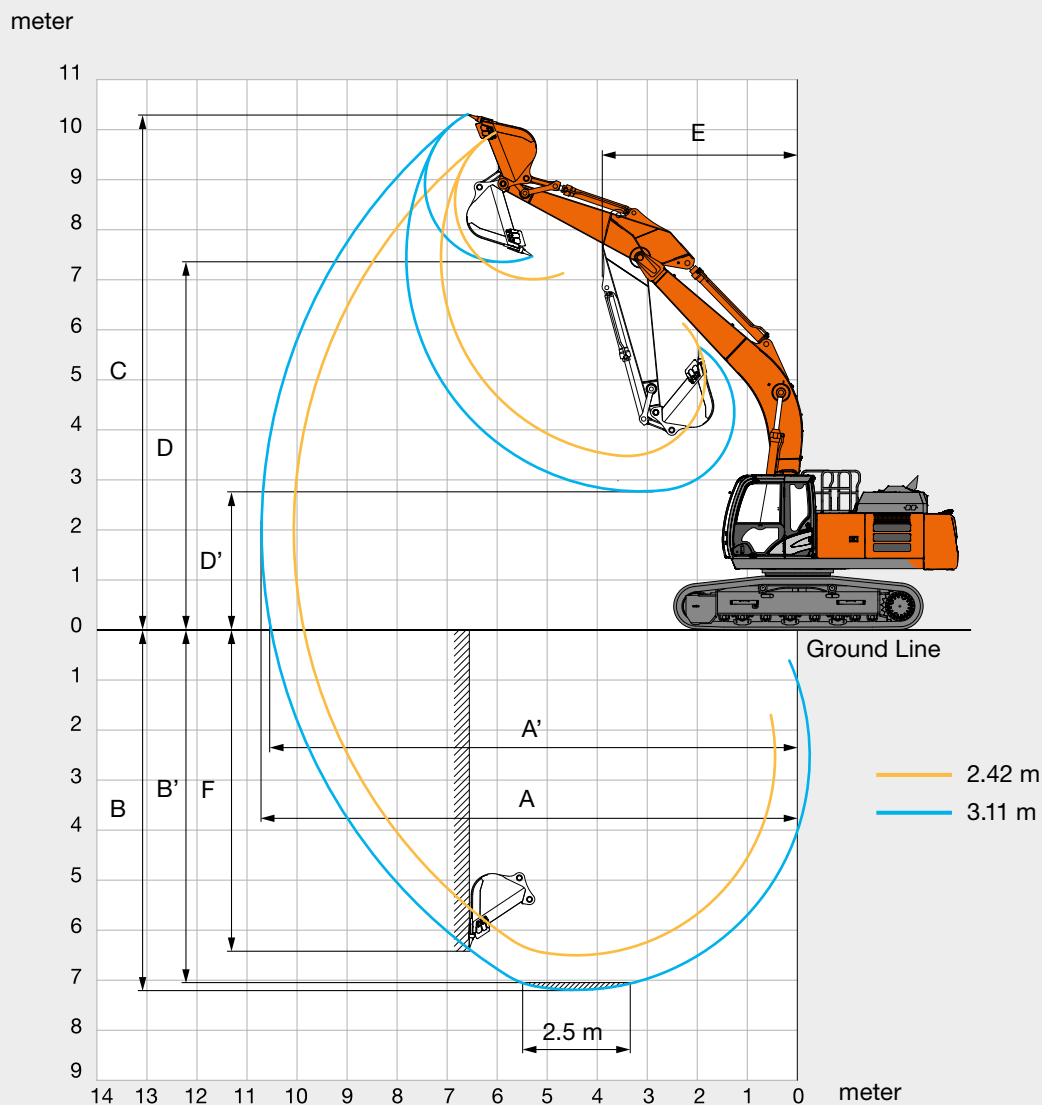
Arm length	ZAXIS 300LC / ZAXIS 300LCN	
	2.42 m	3.11 m
Bucket digging force* ISO	202 kN	
Bucket digging force* SAE : PCSA	175 kN	
Arm crowd force* ISO	182 kN	144 kN
Arm crowd force* SAE : PCSA	174 kN	138 kN

\* At power boost



# SPECIFICATIONS

## WORKING RANGES: MONOBLOCK BOOM

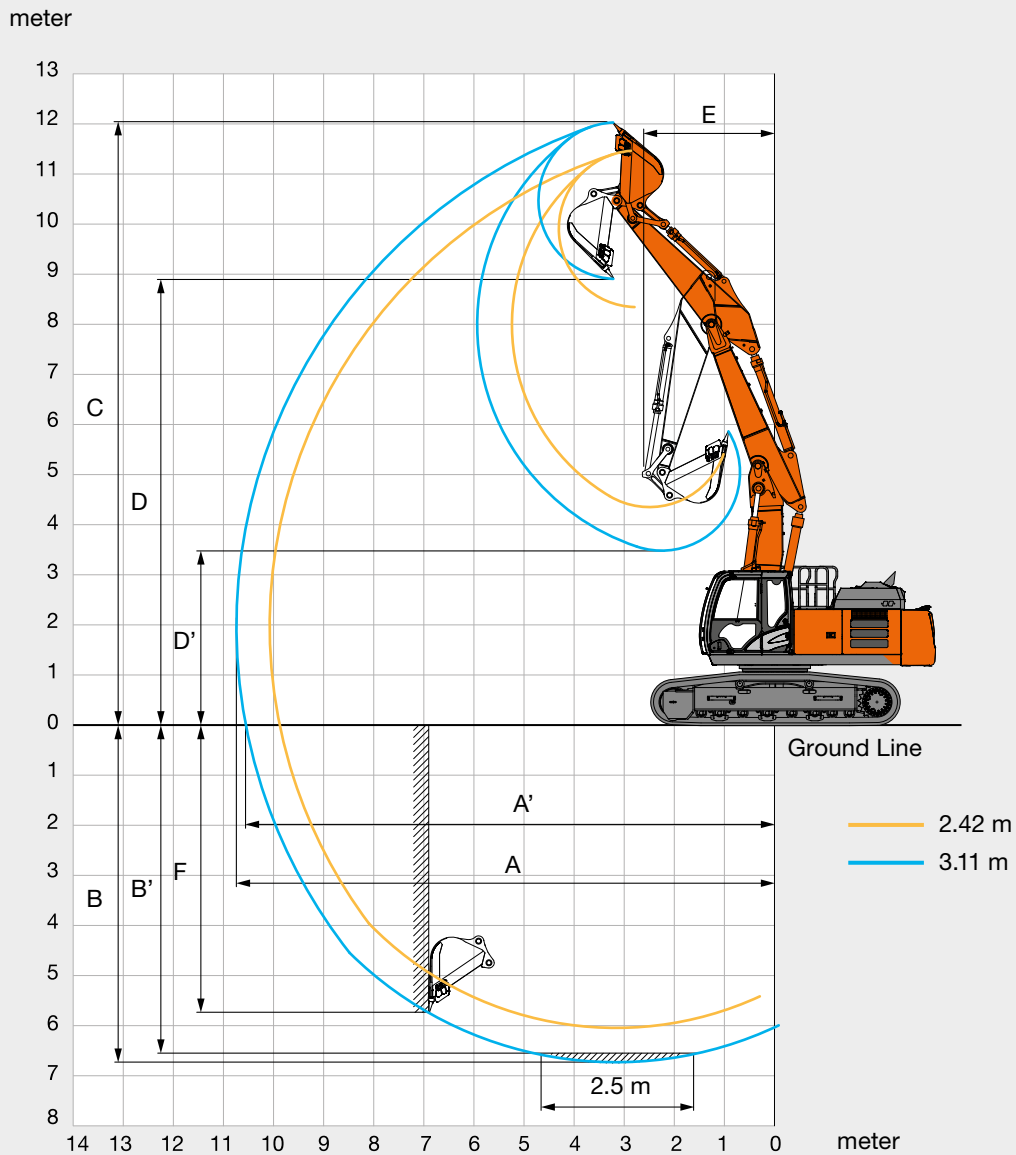


Unit: mm

	ZAXIS 300LC / ZAXIS 300LCN	
	Monoblock boom	
Arm length	2.42 m	3.11 m
A Max. digging reach	10 600	10 710
A' Max. digging reach (on ground)	9 860	10 520
B Max. digging depth	6 530	7 220
B' Max. digging depth for 2.5 m level	6 310	7 040
C Max. cutting height	9 910	10 270
D Max. dumping height	6 980	7 330
D' Min. dumping height	3 450	2 740
E Min. swing radius	4 060	3 900
F Max. vertical wall digging depth	5 650	6 480

Excluding track shoe lug

## WORKING RANGES: 2-PIECE BOOM



Unit: mm

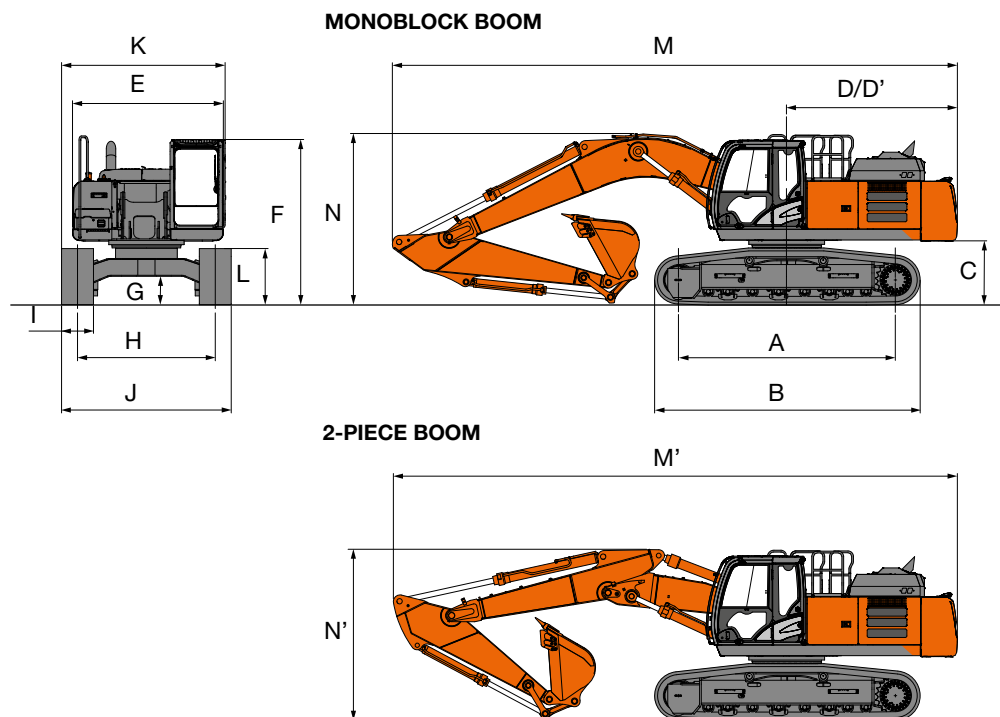
	ZAXIS 300LC / ZAXIS 300LCN	
	2-Piece boom	
Arm length	2.42 m	3.11 m
A Max. digging reach	10 080	10 740
A' Max. digging reach (on ground)	9 880	10 530
B Max. digging depth	6 050	6 740
B' Max. digging depth for 2.5 m level	5 950	6 640
C Max. cutting height	11 450	12 020
D Max. dumping height	8 330	8 900
D' Min. dumping height	4 340	3 470
E Min. swing radius	2 870	2 640
F Max. vertical wall digging depth	5 060	5 820

Excluding track shoe lug



# SPECIFICATIONS

## DIMENSIONS



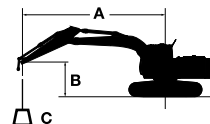
Unit: mm

	ZAXIS 300LC	ZAXIS 300LCN
A Distance between tumblers	4 050	4 050
B Undercarriage length	4 940	4 940
* C Counterweight clearance	1 130	1 130
D Rear-end swing radius	3 210	3 210
D' Rear-end length	3 250	3 250
E Overall width of upperstructure	2 990	2 990
F Overall height of cab	3 120	3 120
* G Min. ground clearance	510	510
H Track gauge	2 590	2 390
I Track shoe width	G 600	G 600
J Undercarriage width	3 190	2 990
K Overall width	3 190	2 990
* L Track height with triple grouser shoes	1 070	1 070
<b>MONOBLOCK BOOM</b>		
M Overall length		
With arm 2.42 m	10 710	10 710
With arm 3.11 m	10 620	10 620
N Overall height of boom		
With arm 2.42 m	3 450	3 450
With arm 3.11 m	3 200	3 200
<b>2-PIECE BOOM</b>		
M' Overall length		
With arm 2.42 m	10 600	10 600
With arm 3.11 m	10 580	10 580
N' Overall height of boom		
With arm 2.42 m	3 200	3 200
With arm 3.11 m	3 140	3 140

\* Excluding track shoe lug      G: Triple grouser shoe

# LIFTING CAPACITIES

- Notes: 1. Ratings are based on ISO 10567.  
 2. Lifting capacity does not exceed 75% of tipping load with the machine on firm, level ground or 87% full hydraulic capacity.  
 3. The load point is the center-line of the bucket pivot mounting pin on the arm.  
 4. \*Indicates load limited by hydraulic capacity.  
 5. 0 m = Ground.



- A: Load radius  
 B: Load point height  
 C: Lifting capacity

For lifting capacities, subtract bucket and quick hitch weight from lifting capacities.

## ZAXIS 300LC MONOBLOCK BOOM

Rating over-front Rating over-side or 360 degrees Unit : kg

Conditions	Load point height m	Load radius												At max. reach		
		1.5 m		3.0 m		4.5 m		6.0 m		7.5 m		9.0 m				meter
Boom 6.20 m Arm 2.42 m Counterweight 5 600 kg Shoe 600 mm	6.0							*8 010	*8 010					*7 780	6 080	7.46
	4.5					*11 230	*11 230	*8 990	8 300	*8 000	5 930			*7 800	5 240	8.11
	3.0					*14 140	11 830	*10 280	7 900	*8 570	5 750			7 540	4 830	8.44
	1.5							*11 380	7 560	8 840	5 570			7 370	4 690	8.49
	0 (Ground)					*16 220	11 040	*11 950	7 360	8 710	5 460			7 590	4 800	8.27
	-1.5			*10 340	*10 340	*15 690	11 060	*11 830	7 310	8 690	5 440			8 310	5 230	7.75
	-3.0			*18 750	*18 750	*14 200	11 220	*10 800	7 410					*9 050	6 230	6.86
	-4.5			*14 530	*14 530	*11 080	*11 080							*8 920	8 880	5.42
Boom 6.20 m Arm 3.11 m Counterweight 5 600 kg Shoe 600 mm	6.0							*7 110	*7 110	*6 920	6 160			*4 730	*4 730	8.19
	4.5					*9 800	*9 800	*8 160	*8 160	*7 360	6 010			*4 720	4 670	8.78
	3.0					*12 750	12 210	*9 550	8 030	*8 050	5 810	*5 560	4 400	*4 880	4 330	9.09
	1.5					*15 130	11 430	*10 850	7 640	*8 760	5 600	*6 390	4 310	*5 210	4 220	9.14
	0 (Ground)					*16 170	11 060	*11 700	7 370	8 700	5 440			*5 790	4 290	8.93
	-1.5	*6 810	*6 810	*10 240	*10 240	*16 090	10 980	*11 910	7 260	8 620	5 370			*6 790	4 600	8.45
	-3.0	*11 890	*11 890	*16 470	*16 470	*15 080	11 060	*11 360	7 280	*8 670	5 420			*8 400	5 300	7.65
	-4.5			*17 500	*17 500	*12 830	11 320	*9 470	7 490					*8 580	6 900	6.39

## ZAXIS 300LCN MONOBLOCK BOOM



Rating over-front Rating over-side or 360 degrees Unit : kg













Conditions	Load point height m	Load radius												At max. reach		
		1.5 m		3.0 m		4.5 m		6.0 m		7.5 m		9.0 m				meter
Boom 6.20 m Arm 2.42 m Counterweight 5 600 kg Shoe 600 mm	6.0							*8 010	7 950					*7 780	5 600	7.46
	4.5					*11 230	*11 230	*8 990	7 630	*8 000	5 460			*7 800	4 820	8.11
	3.0					*14 140	10 730	*10 280	7 230	*8 570	5 280			7 510	4 430	8.44
	1.5							*11 380	6 900	8 800	5 110			7 340	4 300	8.49
	0 (Ground)					*16 220	9 980	*11 950	6 710	8 670	5 000			7 550	4 400	8.27
	-1.5			*10 340	*10 340	*15 690	9 990	*11 830	6 660	8 660	4 980			8 280	4 790	7.75
	-3.0			*18 750	*18 750	*14 200	10 150	*10 800	6 760					*9 050	5 700	6.86
	-4.5			*14 530	*14 530	*11 080	10 500							*8 920	8 100	5.42
Boom 6.20 m Arm 3.11 m Counterweight 5 600 kg Shoe 600 mm	6.0							*7 110	*7 110	*6 920	5 690			*4 730	*4 730	8.19
	4.5					*9 800	*9 800	*8 160	7 790	*7 360	5 540			*4 720	4 290	8.78
	3.0					*12 750	11 100	*9 550	7 370	*8 050	5 340	*5 560	4 040	*4 880	3 980	9.09
	1.5					*15 130	10 350	*10 850	6 980	*8 760	5 130	*6 390	3 950	*5 210	3 860	9.14
	0 (Ground)					*16 170	9 990	*11 700	6 720	8 660	4 980			*5 790	3 930	8.93
	-1.5	*6 810	*6 810	*10 240	*10 240	*16 090	9 910	*11 910	6 610	8 580	4 910			*6 790	4 210	8.45
	-3.0	*11 890	*11 890	*16 470	*16 470	*15 080	9 990	*11 360	6 640	8 640	4 960			*8 400	4 850	7.65
	-4.5			*17 500	*17 500	*12 830	10 240	*9 470	6 830					*8 580	6 310	6.39





# LIFTING CAPACITIES













## ZAXIS 300LC 2-PIECE BOOM

 Rating over-front  Rating over-side or 360 degrees Unit : kg

Conditions	Load point height m	Load radius												At max. reach		
		1.5 m		3.0 m		4.5 m		6.0 m		7.5 m		9.0 m		meter		
																
2-Piece Boom Arm 2.42 m Counterweight 5 600 kg Shoe 600 mm	9.0													*7 570	*7 570	4.65
	7.5													*5 660	*5 660	6.41
	6.0			*10 280	*10 280									*4 910	*4 910	7.47
	4.5			*13 970	*13 970	*9 630	*9 630							*4 570	*4 570	8.12
	3.0			*18 390	*18 390	*13 650	12 230	*7 820	*7 820					*4 460	*4 460	8.45
	1.5			*22 780	*22 780	*16 330	12 620	*10 500	8 250	*6 070	5 570			*4 550	*4 550	8.50
	0 (Ground)	*14 080	*14 080	*25 340	23 140	*16 380	11 970	*10 410	7 810	*6 870	5 500			*4 840	4 780	8.28
	-1.5	*21 260	*21 260	*25 650	22 810	*16 630	11 650	*11 420	7 580	*6 460	5 450			*5 440	5 220	7.76
-3.0	*28 700	*28 700	*23 760	22 960	*15 230	11 510	*9 620	7 490					*5 550	*5 550	6.86	
2-Piece Boom Arm 3.11 m Counterweight 5 600 kg Shoe 600 mm	9.0					*6 960	*6 960							*5 790	*5 790	5.79
	7.5					*6 650	*6 650	*5 720	*5 720					*4 670	*4 670	7.27
	6.0					*7 200	*7 200	*5 820	*5 820	*4 970	*4 970			*4 150	*4 150	8.22
	4.5			*13 690	*13 690	*8 440	*8 440	*6 300	*6 300	*5 110	*5 110			*3 900	*3 900	8.81
	3.0	*12 420	*12 420	*19 630	*19 630	*11 360	*11 360	*7 850	*7 850	*5 460	*5 460	*4 210	*4 210	*3 830	*3 830	9.12
	1.5			*21 720	*21 720	*16 270	12 080	*9 520	8 410	*5 960	5 750	*4 480	4 290	*3 890	*3 890	9.16
	0 (Ground)	*12 250	*12 250	*24 200	23 590	*16 270	12 180	*11 080	8 000	*6 510	5 640			*4 110	*4 110	8.96
	-1.5	*16 940	*16 940	*25 600	22 890	*16 410	11 700	*10 940	7 690	*7 040	5 460			*4 550	*4 550	8.48
-3.0	*21 690	*21 690	*25 040	22 780	*16 380	11 560	*11 310	7 460	*6 440	5 440			*5 380	5 290	7.68	
-4.5	*24 440	*24 440	*20 080	*20 080	*12 240	11 490							*6 620	*6 620	5.92	

## ZAXIS 300LCN 2-PIECE BOOM

 Rating over-front  Rating over-side or 360 degrees Unit : kg

Conditions	Load point height m	Load radius												At max. reach		
		1.5 m		3.0 m		4.5 m		6.0 m		7.5 m		9.0 m		meter		
																
2-Piece Boom Arm 2.42 m Counterweight 5 600 kg Shoe 600 mm	9.0													*7 570	*7 570	4.65
	7.5													*5 660	*5 660	6.41
	6.0			*10 280	*10 280									*4 910	*4 910	7.47
	4.5			*13 970	*13 970	*9 630	*9 630							*4 570	*4 570	8.12
	3.0			*18 390	*18 390	*13 650	11 270	*7 820	7 450					*4 460	4 370	8.45
	1.5			*22 780	21 410	*16 330	11 490	*10 500	7 570	*6 070	5 090			*4 550	4 260	8.50
	0 (Ground)	*14 080	*14 080	*25 340	20 390	*16 380	10 860	*10 410	7 210	*6 870	5 030			*4 840	4 370	8.28
	-1.5	*21 260	*21 260	*25 650	20 090	*16 630	10 550	*11 420	6 910	*6 460	4 980			*5 440	4 780	7.76
-3.0	*28 700	*28 700	*23 760	20 230	*15 230	10 420	*9 620	6 830					*5 550	*5 550	6.86	
2-Piece Boom Arm 3.11 m Counterweight 5 600 kg Shoe 600 mm	9.0					*6 960	*6 960							*5 790	*5 790	5.79
	7.5					*6 650	*6 650	*5 720	*5 720					*4 670	*4 670	7.27
	6.0					*7 200	*7 200	*5 820	*5 820	*4 970	*4 970			*4 150	*4 150	8.22
	4.5			*13 690	*13 690	*8 440	*8 440	*6 300	*6 300	*5 110	*5 110			*3 900	*3 900	8.81
	3.0	*12 420	*12 420	*19 630	*19 630	*11 360	*11 240	*7 850	*7 850	*5 460	5 430	*4 210	4 010	*3 830	*3 830	9.12
	1.5			*21 720	21 490	*16 270	11 820	*9 520	7 730	*5 960	5 350	*4 480	3 930	*3 890	3 810	9.16
	0 (Ground)	*12 250	*12 250	*24 200	20 810	*16 270	11 060	*11 080	7 330	*6 510	5 170			*4 110	3 880	8.96
	-1.5	*16 940	*16 940	*25 600	20 160	*16 410	10 600	*10 940	7 030	*7 040	4 990			*4 550	4 180	8.48
-3.0	*21 690	*21 690	*25 040	20 050	*16 380	10 450	*11 310	6 800	*6 440	4 970			*5 380	4 830	7.68	
-4.5	*24 440	*24 440	*20 080	*20 080	*12 240	10 390							*6 620	*6 620	5.92	

# EQUIPMENT

● : Standard equipment

○ : Optional equipment

## ENGINE

Aftertreatment device	●
Air cleaner double filters	●
Alternator 50 A	●
Auto idle system	●
Auto shut-down control	●
Cartridge-type engine oil filter	●
Cartridge-type fuel main filter	●
Cold fuel resistance valve	●
DEF/AdBlue® tank inlet strainer and extension filler	●
DEF/AdBlue® tank with ISO magnet adapter	●
Dry-type air filter with evacuator valve (with air filter restriction indicator)	●
Dust-proof indoor net	●
ECO/PWR mode control	●
Electrical fuel feed pump	●
Engine oil drain coupler	●
Expansion tank	●
Fan guard	●
Fuel cooler	●
Fuel pre-filter with water separator	●
Isolation-mounted engine	●
Maintenance free pre-cleaner	○
Radiator, oil cooler and intercooler	●

## HYDRAULIC SYSTEM

Auto power lift	●
Control valve with main relief valve	●
Full-flow filter	●
High mesh full flow filter with restriction indicator	○
Hose rupture valve for arm	●
Hose rupture valve for boom	●
Pilot filter	●
Power boost	●
Suction filter	●
Swing dampener valve	●
Two extra port for control valve	●
Variable relief valve for breaker & crusher	●
Work mode selector	●

## CAB

All-weather sound suppressed steel cab	●
AM-FM radio	●
Ashtray	●
Auto control air conditioner	●
AUX function lever (Breaker assist)	○
AUX terminal and storage	●
Cigarette lighter 24 V	●
CRES V (Center pillar reinforced structure) cab	●
Drink holder with hot & cool function	●
Electric double horn	●
Engine shut-off switch	●
Equipped with reinforced, tinted (green color) glass windows	●
Evacuation hammer	●
Fire extinguisher bracket	○
Floor mat	●
Footrest	●
Front window washer	●
Glove compartment	●
Hot & cool box	●
Intermittent windshield wipers	●
Key cylinder light	●
Laminated round glass window	○
LED room light with door courtesy	●
OPG front guard Level II (ISO10262) compliant cab	○
OPG top guard Level I (ISO10262) compliant cab	●
OPG top guard Level II (ISO10262) compliant cab	○
Pilot control shut-off lever	●
Power outlet 12 V	○
Rain guard	○
Rear tray	●
Retractable seat belt	●
ROPS (ISO12117-2) compliant cab	●
Rubber radio antenna	●
Seat : air suspension seat with heater	●
Seat adjustment part : backrest, armrest, height and angle, slide forward / back	●
Short wrist control levers	●
Sun visor (front window/side window)	○
Transparent roof with slide curtain	●
Windows on front, upper, lower and left side can be opened	●
2 speakers	●
4 fluid-filled elastic mounts	●

## MONITOR SYSTEM

Alarms: overheat, engine warning, engine oil pressure, alternator, minimum fuel level, hydraulic filter restriction, air filter restriction, work mode, overload, SCR system trouble, etc	●
Alarm buzzers: overheat, engine oil pressure, overload, SCR system trouble	●
Display of meters: water temperature, hour, fuel rate, clock, DEF/AdBlue® rate	●
Other displays: work mode, auto-idle, glow, rearview monitor, operating conditions, etc	●
32 languages selection	●

## LIGHTS

Additional boom light with cover	○
Additional cab roof front lights	○
Additional cab roof rear lights	○
Rotating lamp	○
2 working lights	●

## UPPER STRUCTURE

Batteries 2 x 135 Ah	●
Battery disconnect switch	●
Body top handrail	●
Counterweight 5 600 kg	●
Electric fuel refilling pump with auto stop and filter	●
Fuel level float	●
Hydraulic oil level gauge	●
Large size engine cover	●
Lockable fuel refilling cap	●
Lockable machine covers	●
Lockable tool box	●
Platform handrail	●
Rear view camera	●
Rear view mirror (right & left side)	●
Skid-resistant plates and handrails	●
Swing parking brake	●
Undercover	●
Utility space	●

## UNDERCARRIAGE

Bolt-on sprocket	●
Reinforced track links with pin seals	●
Shoe: 600 mm triple grouser	●
Track undercover	○
Travel direction mark on track frame	●
Travel motor covers	●
Travel parking brake	●
Upper and lower rollers	●
3 track guards (each side) and hydraulic track adjuster	●
4 tie down hooks	●

## FRONT ATTACHMENTS

Casted bucket link A	●
Centralized lubrication system	●
Dirt seal on all bucket pins	●
Flanged pin	●
HN bushing	●
Reinforced resin thrust plate	●
WC (tungsten-carbide) thermal spraying	●
Welded bucket link A	○

## ATTACHMENTS

Accessories for 2 speed selector	○
Additional pump (30 L/min)	○
Assist piping	○
Attachment basic piping	●
Breaker and crusher piping	●
Parts for breaker and crusher	●
Pilot accumulator	○

## MISCELLANEOUS

Global e-Service	●
Onboard information controller	●
Standard tool kit	●
Theft prevention system*	○

Standard and optional equipment may vary by country, so please consult your Hitachi dealer for details.

\* Hitachi Construction Machinery cannot be held liable for theft, any system will just minimize the risk of theft.



Prior to operating this machine, including satellite communication system, in a country other than a country of its intended use, it may be necessary to make modifications to it so that it complies with the local regulatory standards (including safety standards) and legal requirements of that particular country. Please do not export or operate this machine outside the country of its intended use until such compliance has been confirmed. Please contact your Hitachi dealer in case of questions about compliance.

These specifications are subject to change without notice. Illustrations and photos show the standard models, and may or may not include optional equipment, accessories, and all standard equipment with some differences in color and features. Before use, read and understand the Operator's Manual for proper operation.